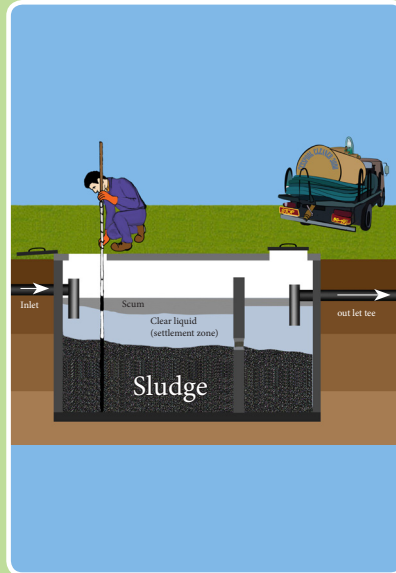


Good Septic Management



Regularly check pipes and inspection chamber



Regularly check your tanks and empty when its 2/3 full



Safely dispose of sludge by using cesspool services



Safely dispose of sludge manually if cesspool services are unavailable

YOUR SEPTIC SYSTEM



Thimphu Thromde
Toll free: 255
Phone: 324710



MoWHS

HOW TO CHECK YOUR SEPTIC TANK ANNUALLY



Properly wrap a 4m long metal or plastic stick with a white cloth or a towel

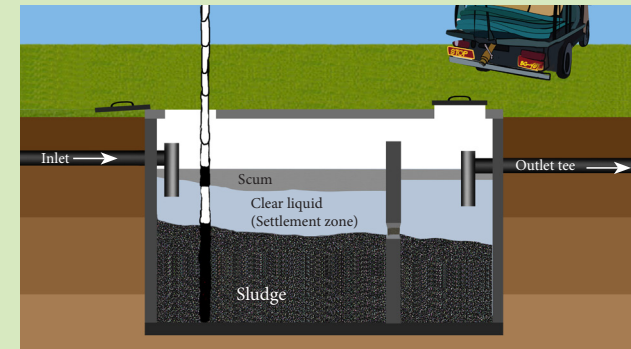


Remove inspection cover and insert the stick into your tank until it touches the bottom

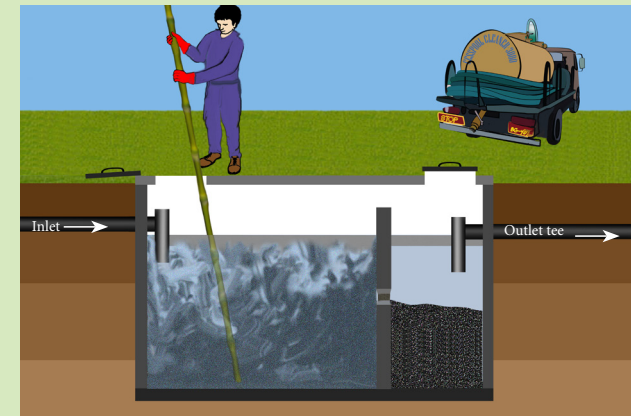


Then remove the stick and observe the dark layer mark on your stick

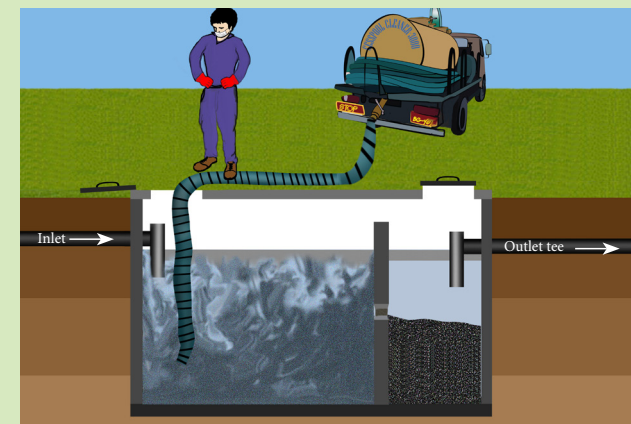
WHEN & HOW TO EMPTY YOUR SEPTIC TANK



If the dark layer mark on the stick is more than 2/3 of the depth then call your municipal office to empty your tank



Before the arrival of the truck it is advisable to stir your septic tank for proper emptying



Check if your tank is properly emptied